

## 2023 Construction Outlook

OregonS TJ ET Q BT /TT1 1 Tf -0.004 Tc 0.006 Tw 11

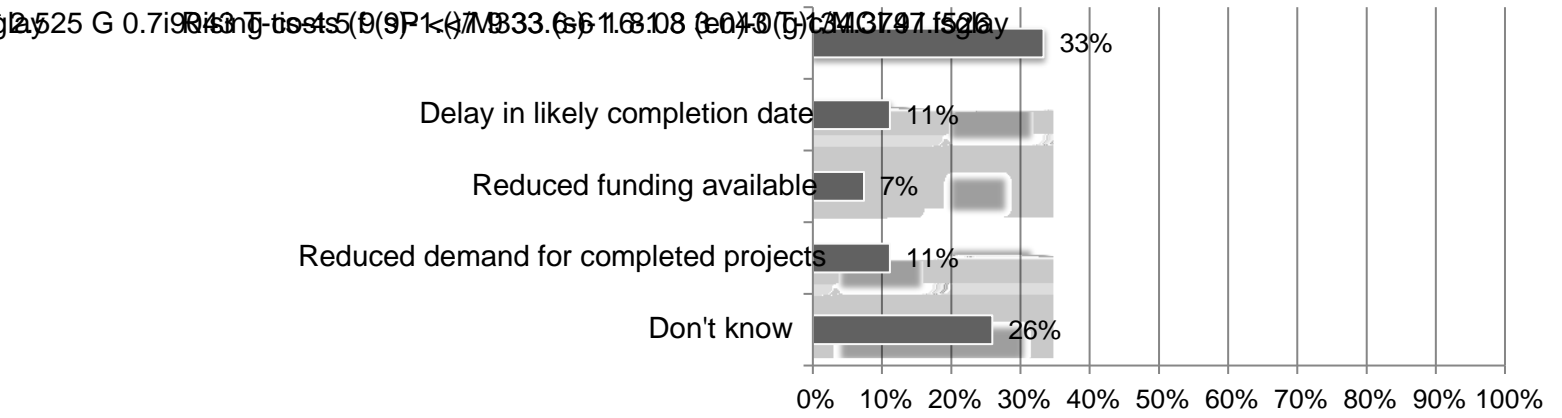
2. What percent change do you expect in your headcount in 2023? Responses 36

3.

5. What



10. If projects were postponed or canceled, what was the main reason? Responses: 27



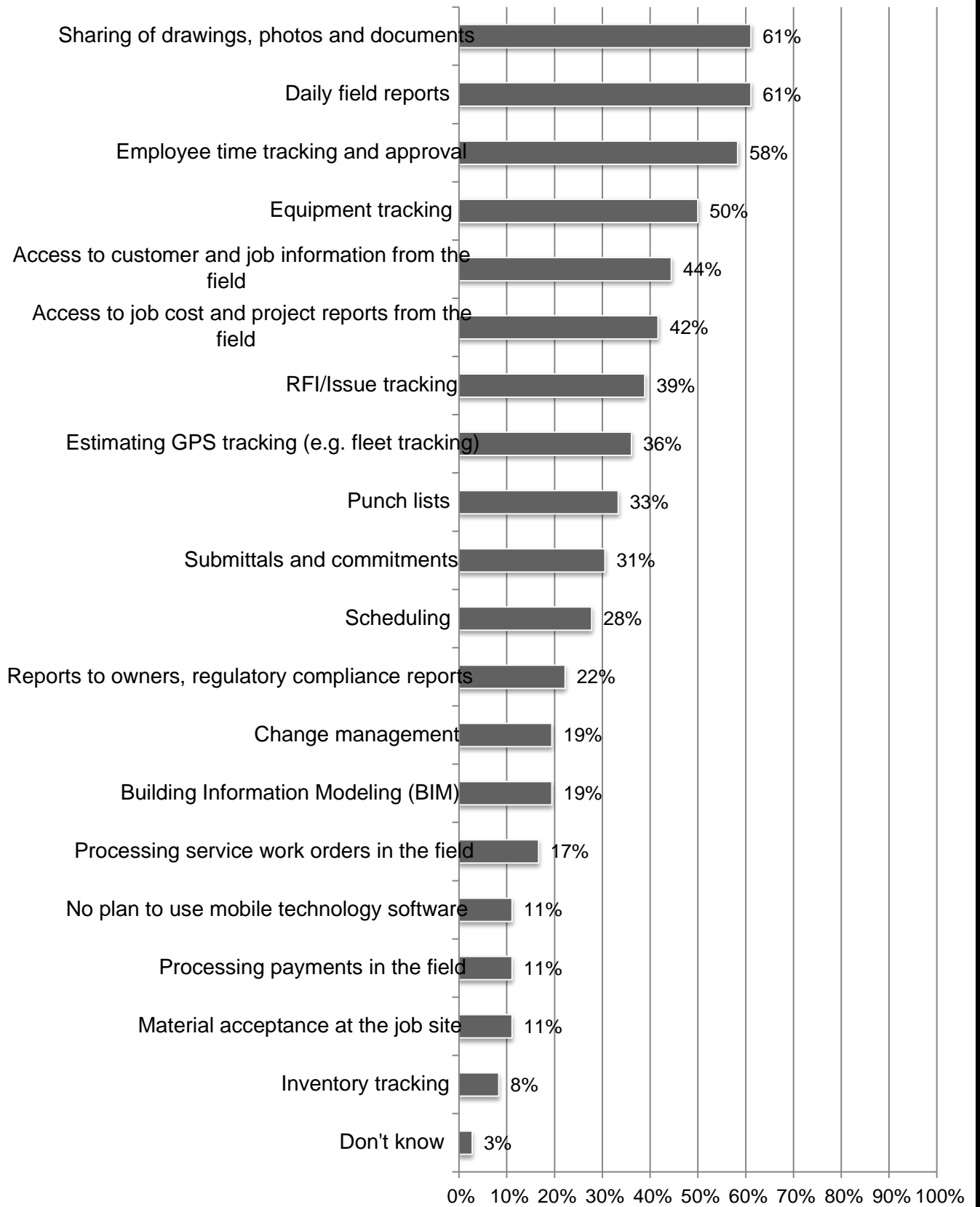
11. What are your biggest concerns for 2023? (mark all that apply) Responses: 36

12. What challenges, if any, do you see regarding the safety and health of your firm's workers? (mark all that apply) Responses32

13. Compared to 2022, will your firm's 2023 investment in the following technologies change? (mark all that apply) Responses36

	Increase	Decrease	No change
Document management software	31%	0%	69%
Project management software	22%	0%	78%
Tool/asset management/tracking	19%	3%	77%
Building Information Modeling (BIM)	18%	0%	82%
Fleet tracking/management software	18%	3%	79%
Scheduling software	16%	0%	84%
Accounting software	14%	0%	86%
Project collaboration software	14%	0%	86%
Human resources (HR) software	13%	0%	88%
Estimating software	12%	0%	88%
Payroll software	11%	0%	89%
Client relationship management (CRM) software	7%	3%	90%
Prequalification software	7%	0%	93%
Service management software	4%	0%	96%
Subcontractor bid management/ITB software	3%	0%	97%

14. How does your company plan to use mobile software technology? (mark all that apply) 36 responses

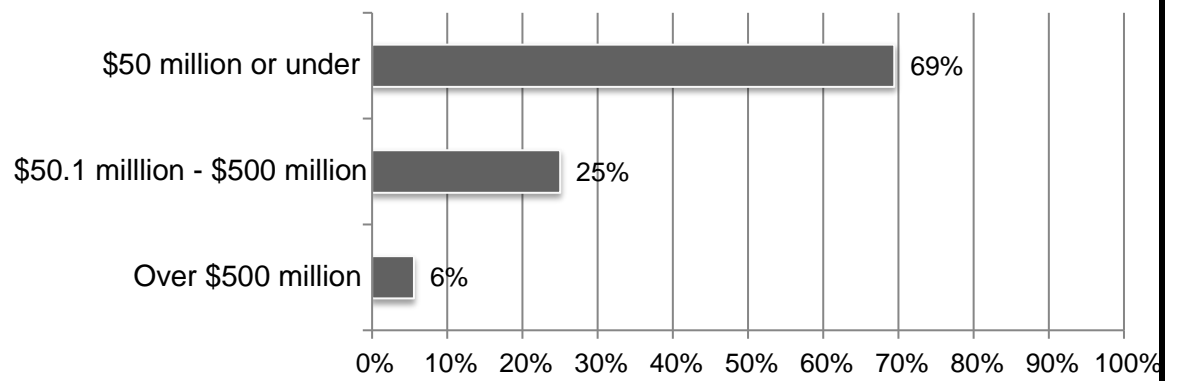








20. Estimate the total dollar amount of work your firm performed in 2022 Responses: 36



21. How many total employees does your firm employ at all of its locations? Responses: 36

